

R

ROLL-AWAY NEST



UNIQUE DESIGN

Since 1982, LANDMECO has developed and produced laying nests in both plywood and moulded plastic. The nests are exported to all parts of the world. On the basis of our many years' experience, LANDMECO has now simplified and improved the wooden laying nest down to the smallest detail.

The result is a simple, robust design that facilitates cleaning and service, improves nest searching and ensures cleaner and fewer cracked eggs. Thanks to their special design, LANDMECO laying nests also provide some 20% more space.

20%
MORE HENS

1

To fully utilise nest width, the egg belt is positioned directly beneath the laying nest. This unique design allows nests to be about 20% larger than otherwise.

UNIQUE NEST
DEPTH OF 55 CM

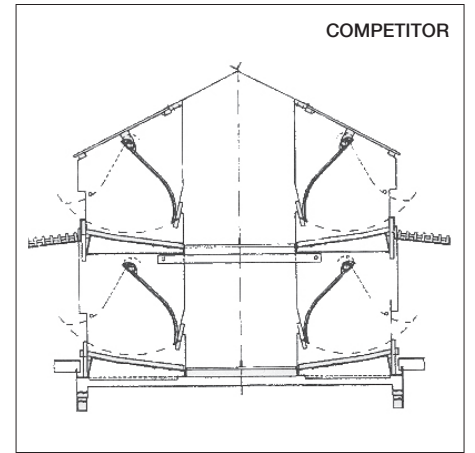
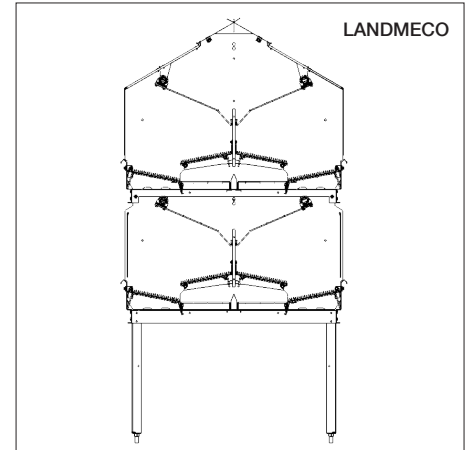
2

With the new design, laying nest depth is increased to a full 55 cm. There is thus extra space for the hens, both in depth and height. Such additional space is a particular advantage at the start of egg laying as the breeds presently in use begin laying almost simultaneously. Nests may therefore become crowded.


TOTAL NEST
WIDTH OF 113 CM

3

The unique laying nest depth of 2 x 55 cm and a total nest width of 113 cm allow maximum utilisation of poultry house floor area as no space is wasted on the egg belt. It is thus possible to build smaller poultry houses or increase the number of hens in existing buildings.



DOUBLE LAYING NEST



The nest seems double the size

The new laying nest is designed as a double nest. Hens can therefore see each other from both sides, and the nest thus seems twice as large. It provides hens with a reassuring feeling of maximum safety during egg laying, and thus utilises the advantages of the community nest concept to their full.


The design also facilitates nest inspection by personnel as both sections can be seen from one side.

FUNCTIONALITY

Gentle egg handling

The basic laying nest design with staggered tiers used by LANDMECO since the early 1980s has been retained in the new nest as experience has shown that this design provides extremely gentle egg handling, with few cracked or dirty eggs. As the egg belt is positioned beneath the nest, eggs roll easily and slowly away and need only cover a short distance (approx. 25 cm) before reaching the belt.

LANDMECO uses new, improved AstroTurf mats, which are extremely durable and carry a 3-year warranty. The upper mat is completely sealed at the bottom in order to prevent eggs from becoming dirty.



Easily accessible egg belt

As the egg belt is centrally positioned, it is freely accessible from both sides by simply tipping the uppermost mat upwards to reveal the belt.

Movable worktops are used for egg collection to allow individual positioning requirements to be met. Egg collectors can thus quickly alter working posture. The egg belt has variable speed.




Integrated expulsion system

The nest has an expulsion system which prevents hens from brooding or spending the night in the nest as this would soil the mats.

Two-piece cover

The nest cover is two-piece, allowing either half or all of the cover to be opened as required. For inspection purposes, or at the start of egg-laying when hens must be shown the way, it is a great benefit that the first part of the cover can be easily lifted. For cleaning purposes, the entire cover can be opened.



Extremely easy to clean

When designing the new nest, great importance was placed on ease of cleaning and hygiene. With this nest, there is thus no risk of dust collecting around the egg belt or in other inaccessible areas as all parts of the LANDMECO laying nest are easily accessible. In general, there are very few places in the nest where dust and dirt can accumulate.

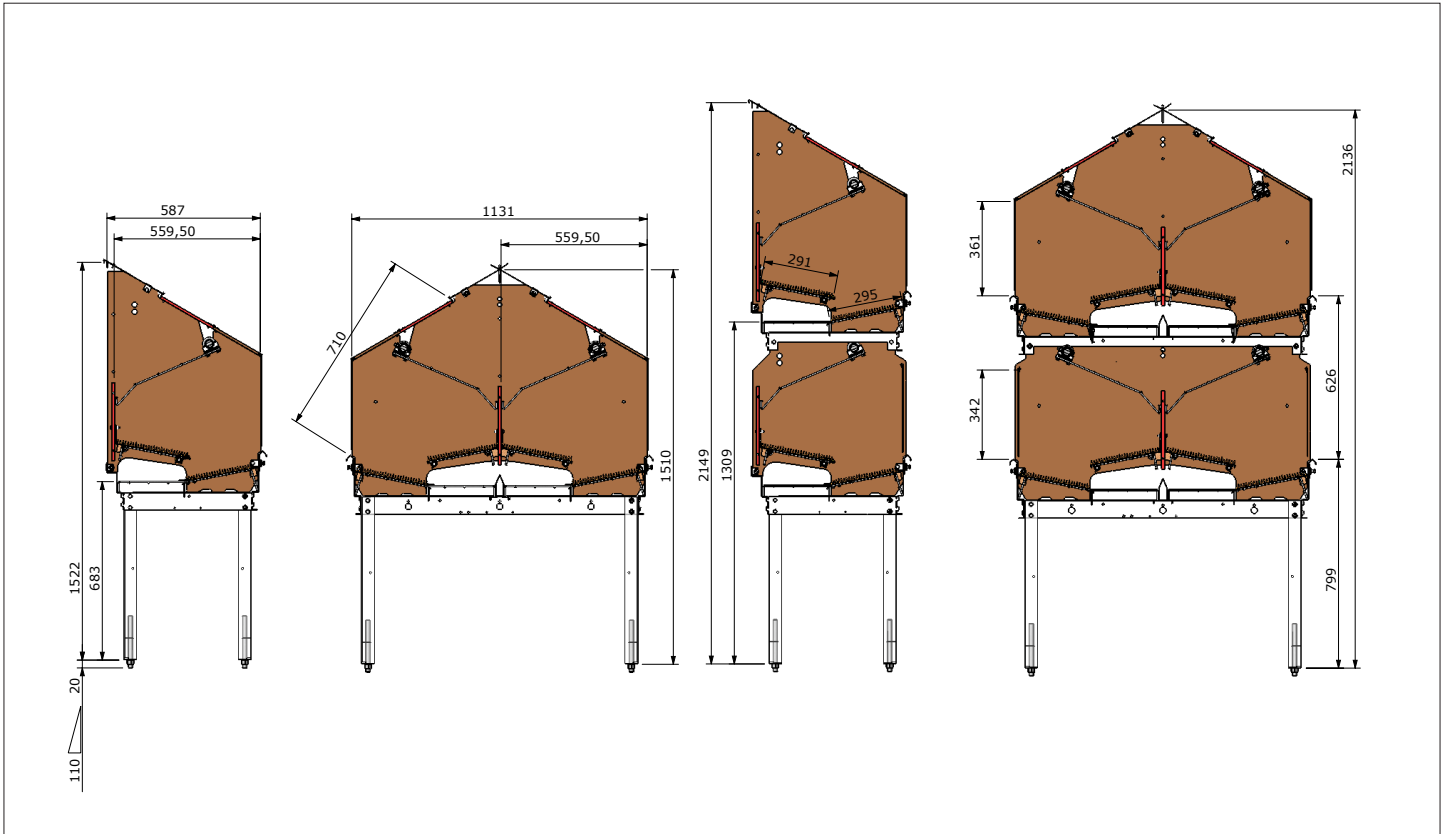
Materials and installation

The laying nest is built of plywood and the sides are covered with bacteria-inhibiting phenol film. The plywood sheets are specially designed to facilitate assembly. The plywood is mounted on galvanised steel supports, designed for easy assembly without the use of special tools yet providing exceptional stability. The supports can carry all types of slats.

If required, laying nests are prepared for the installation of lighting. Lamp position ensures that both nests are illuminated by a single lamp.

TECHNICAL SPECIFICATIONS

TECHNICAL DATA			
Laying nest depth (inside)	55 cm	Section length	245 cm
Laying nest width (inside)	121 cm	Section width	113 cm
Nest area per nest room	0,66 m ²	Nest area per section per floor	2,64 m ²
Mat depth	2 x 29 cm	Egg belt width	25 cm
Entrance height	36 cm		



See also LANDMECO brochures on, for example:
(LANDMECO retains the right to alter specifications without notice)




CHAIN FEEDING



DRINKING SYSTEMS



PAN FEEDING



AVIARY SYSTEMS - STANDARD

AGENT

farmtec®

Tisová u Jistebnice 326, 391 33 Jistebnice, Tel.: +420 381 491 111, Fax: +420 381 491 112, www.farmtec.cz, farmtec@farmtec.cz